

# PRODUCT DATASHEET

## FL PFM 20 W 4000 K SYM 100 S BK

**FLOODLIGHT SENSOR 20 W | Floodlight with flexible motion and daylight sensor, 20 W power consumption**



### AREAS OF APPLICATION

- Replacement for floodlights with halogen lamps
- Outdoor use (IP65)
- Public areas
- Building facades
- Construction areas
- Gardens, balconies and other outdoor areas

### PRODUCT BENEFITS

- Bright, robust and durable
- Demand optimized illumination due to flexible and programmable sensor
- Easy adjustment of sensor range, daylight detection and hold time
- Always-on override, activated via special mains switching pattern
- Safe and very uniform illumination, due to frosted and tempered glass diffuser
- Energy savings of up to 90 % compared to halogen lamp floodlights
- 5 years guarantee

### PRODUCT FEATURES

- Flexible motion and daylight sensor
- Sensor with 350° pan and 180° tilt
- Reflector-based, symmetric light distribution with 100° x 100° beam angle
- Integrated wide voltage driver, suitable for 100 - 277 V AC
- Surge protection: up to 4 kV (L/N-PE), 2 kV (L-N)



- Mounting bracket with 30° angle and wide rotation area
- Pre-installed, flexible 1 m cable (H05RN-F), wrapped 3 x 1.0 mm<sup>2</sup> single wires

## TECHNICAL DATA

### Electrical data

Nominal wattage	20.00 W
Operating mode	Integrated LED driver
Nominal voltage	100...277 V
Power factor $\lambda$	> 0.90
Mains frequency	50/60 Hz
Max. no. of lum. on circuit break. B16 A	86
Max. no. of lum. on circuit break. C10 A	62
Max. no. of lum. on circuit break. C16 A	99
Inrush current	7.34 A
Total harmonic distortion	< 20 %
Inrush current time $T_{h50}$	35.5 $\mu$ s

### Photometrical data

Color temperature	4000 K
Luminous flux	2400 lm
Luminous efficacy	120 lm/W
Standard deviation of color matching	$\leq 5$ sdcn
Light color (designation)	Cool White
Color rendering index Ra	$\geq 80$

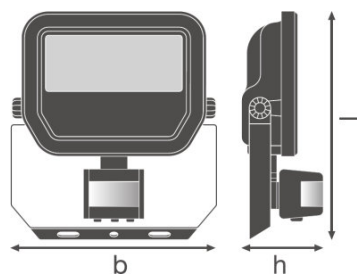
### Light technical data

Beam angle	100 ° x 100 °
------------	---------------

### Luminaire sensor data

Type of sensor	Motion / Light
Sensor technology	Passive infrared/Photocell
Sensor detection angle	40°...160 °
Detection range of motion sensor	2...12 m
Detection threshold of daylight sensor	10...2000 lx
Sensor controlled switching time	10 s...12 min
Sensor IP rating	IP65

## Dimensions &amp; weight



<b>Length</b>	176.0 mm
<b>Width</b>	156.0 mm
<b>Height</b>	55.0 mm
<b>Product weight</b>	570.00 g
<b>Cable length</b>	1000 mm

## Colors &amp; materials

<b>Body material</b>	Aluminum
<b>Product color</b>	Black
<b>Housing color</b>	Black

## Temperatures &amp; operating conditions

<b>Ambient temperature range</b>	-30...+50 °C
----------------------------------	--------------

## Lifespan

<b>Number of switching cycles</b>	100000
<b>Lifespan L70/B50 at 25 °C</b>	70000 h
<b>Lifespan L80/B10 at 25 °C</b>	55000 h
<b>Lifespan L90/B10 at 25 °C</b>	35000 h

## Additional product data

<b>Mounting type</b>	Surface
<b>Mounting location</b>	Wall / Ceiling
<b>Product remark</b>	Available from September 2020

## Capabilities

<b>Adjustable</b>	Yes
<b>Dimmable</b>	No
<b>Type of connection</b>	Cable, 3-pole

<b>LED module replaceable</b>	Not replaceable
-------------------------------	-----------------

Certificates & standards

<b>Protection class IK (shock resistance)</b>	IK07
<b>Glow Wire Test according to IEC 60695-2-12</b>	650 °C
<b>Photobiological safety group EN62778</b>	RG1
<b>Photobio. safety group acc. to EN62471</b>	RG1
<b>Protection class</b>	I
<b>Type of protection</b>	IP65
<b>Luminaire with limited surface temperature, class "D"</b>	No
<b>Standards</b>	CE/CB/ENEC/EAC/RoHS

Logistical data

<b>Temperature range at storage</b>	-40...+70 °C
-------------------------------------	--------------

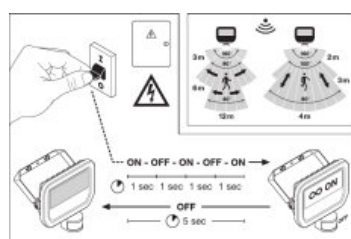
LOGISTICAL DATA

Product code	Packaging unit (Pieces/Unit)	Dimensions (length x width x height)	Gross weight	Volume
4058075460959	Folding carton box 1	65 mm x 162 mm x 184 mm	652.00 g	1.94 dm <sup>3</sup>
4058075460966	Shipping carton box 12	414 mm x 349 mm x 222 mm	8518.00 g	32.08 dm <sup>3</sup>

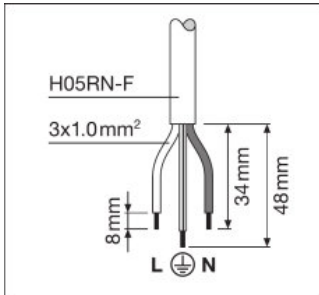
The mentioned product code describes the smallest quantity unit which can be ordered. One shipping unit can contain one or more single products. When placing an order, for the quantity please enter single or multiples of a shipping unit.

ADDITIONAL CATALOG INFORMATION

	SENS	LUX	TIME
	-2 m	< 10lx	~10sec ±3sec
	-6 m	< 100lx	~5 min ±2 min
	-12 m	< 2000 lx	~12 min ±3 min



	A	B	C	IP	IP
10 W	58	35	0.5	2x MS	0.012 mF
20 W	78	53	0.5	2x MS	0.016 mF
50 W	108	73	0.5	2x MS	0.032 mF



---

## REFERENCES / LINKS

For Guarantee see

▶ [www.ledvance.com/guarantee](http://www.ledvance.com/guarantee)

---

## DISCLAIMER

Subject to change without notice. Errors and omission excepted. Always make sure to use the most recent release.