

End cap MOD-50

Ref. 24329, 24406, 24405



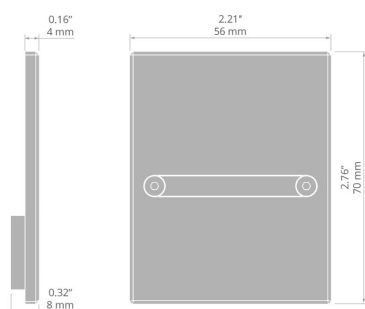
APPLICATION

- aesthetic finish and protection of the interior of the lighting fixture

MONTAGE

- to the profile, using bolts (included)

TECHNICAL DRAWING




TECHNICAL SPECIFICATIONS

Material	ABS	Color	Ref
Shape	rectangular	■ gray	24329
Height	70 mm	□ white	24406
Width	56 mm	■ black	24405

End cap MOD-50


Ref. 24329, 24406, 24405

RELATED PROFILES



MOD-50
18047

RELATED SYSTEMS



MOD-50
18047