



# ComfortLine Compact CU

## Subtle frame – low installation depth

**Easy & reliable flush  
and hollow wall mounting**



- Easy installation in hollow walls or brick work
- Slider for quick cable entry
- Easy-to-install N/PE quick terminals
- Mounting of installation panels with QMS technology
- Smart packaging



# Table of contents

## Introduction

---

Overview	4
Highlights	6
Installation panels, frames and doors	8
Media cabinet with multiple door variants	9

## Technical data & Ordering data

---

Cabinets with installation panels, frames and doors	10
Media cabinet with frame and multiple door variants	14
Empty cabinets with frame and sheet steel doors	16
Empty cabinets with frame, without door	18
Installation panels, frames and design frames	22
Accessories	
Doors for empty cabinets	20
Media and combi fields with perforated mouting plate	24
CombiLine N modules	25
EDF mounting parts, vertical profile rails	29
Accessories for media cabinets	30
N/PE Quick-terminals	32
Lock replacement parts	34
General accessories	36

## Planning, mounting and dimensions

---

Housing and frame dimensions	38
Dimensions, Weights, power losses	39

---

# ComfortLine Compact CU

## for flush and hollow wall mounting

ComfortLine Compact CU distribution boards for flush and hollow wall mounting are the perfect complement to the ComfortLine range.

With their subtle frame design, they blend harmoniously into all environments.

The proven ease of installation thanks to the smart and practical advantages of the ComfortLine series and the installation benefits of the ComfortLine interior installation system open up new opportunities for electricians to increase efficiency and save time.



### Subtle frame

Its particularly flat frame design blends harmoniously into all environments.

### Low installation depth

With an housing depth of only 110 mm, the compact distribution board ComfortLine Compact CU can be easily integrated into hollow walls.

### Easy installation in hollow walls or brick work

A rectangular cutout is sufficient for mounting in the cavity wall. The optional **hollow wall** set guarantees quick assembly: click in, tighten the screws, done!

In the **brickwork**, the compact distribution boards are fastened using integrated lugs and screws. The lugs are simply bent outwards before installation.

### Slider for fast cable insertion

Removable cable entry sliders per panel width with knockouts allow for easy cable entry from the front. Cables can also be secured to the cable clamp and strain relief.

### N/PE Quick plug-in terminals

The terminal rails with the N/PE Quick plug-in terminals are simply clicked in from the front.

### QMS - Latching technology for installation fields

Quick and easy snap-in of the mounting panels with the **Quick-Mounting-System**. This saves time, ensures greater safety, and makes preassembly even more convenient.

### Smart packaging

The packaging is made of environmentally friendly recycled cardboard is adapted to the working steps on the construction site and can also be used as a stain guard after electrical installation.



- Subtle frame
- Low installation depth
- Easy installation in hollow walls or brick work
- Slider for quick cable entry
- N/PE Quick plug-in terminals
- QMS-Quick Mounting System with snap-in technology for installation panels
- Smart Packaging



# Highlights

## Exceptional flexibility and speed of hollow wall installation

ComfortLine Compact CU small distribution board for flush and hollow wall mounting with subtle frame design completes the ComfortLine series.



01  
Subtle frame with a height of only 15 mm



02  
Compensation of plaster up to 25 mm with frame fixing screws



03  
Low housing depth of 110 mm




04  
A rectangular cut-out is all that is required for mounting in a hollow wall




05  
Hollow wall set as optional accessories



06  
Quick assembly with hollow wall set: click in, tighten screws, done!



07  
Hollow wall claws for stable mounting




08  
Wall mounting bracket for fixing to brick work



09 Removable cable entry for quick insertion of cables; one slider at top and bottom per module width



10 Easily break out the knockouts in the slider for cable entry



11 The terminal rails with the N/PE Quick-terminals are simply clicked into place from the front; in addition, the cables can also be fixed to the cable support/strain relief fastening



12 Rear and lateral cable insertion options



13 Quick and easy snap-in of the pre-assembled mounting panels with the Quick Mounting System (QMS)



14 The packaging made of recycled cardboard is adapted to the work steps on the construction site



15 Reliable stain protection after the electrical installation



16 Various door variants for different applications

## ComfortLine Compact CU for flush and hollow wall mounting

With installation panels, frames and doors



CU25V

### Technical data

Standards/regulations	DIN EN 61439-1/-3 (VDE 0660-600-1/-3)
Cabinet type	CU
Protection class	II, insulated I, grounded in connection with earthing set (accessories)
Degree of protection	IP30
Shock resistance level	IK09 with sheet steel door; IK07 partially transparent/transparent doors
Rated current	$I_n$ up to 125 A
Depth of masonry box	110 mm
Blend frame depth	15 mm

### Versions

Module width	1	2	3	4
3 Grid units	-	●	-	-
4 Grid units	●	●	●	-
5 Grid units	●	●	●	●
6 Grid units	●	●	●	●
7 Grid units	●	●	●	-
8 Grid units	●	●	-	-



## ComfortLine Compact CU for flush and hollow wall mounting

Media unit with blend frame and multiple door options



CU24 empty cabinet size  
with built-in distribution and  
media combination panel

### Technical data

Complete media unit with integrated media fields or  
media fields for empty cabinets

Choose from four different door styles

Media fields with perforated sheet mounting plates without cover  
and with DIN rail mounted

Wire holder included

Fast, no-drill device installation

Protection class depends on the configuration



01

01


- 4 door variants:  
- Standard doors  
- Transparent doors  
- Ventilated doors  
- WiFi doors

02

Wire holder for neat  
cable management  
and fast wiring

03

Rubber device  
holder for quick and easy  
fixture of equipment



02



03

## ComfortLine Compact CU for flush and hollow wall mounting\*

With installation panels, frames and sheet steel doors



CU24V

### Technical data

<b>Standards/regulations</b>	DIN EN 61439-1/-3 (VDE 0660-600-1/-3)
<b>Protection class</b>	II, insulated I, grounded in connection with earthing set (accessories)
<b>Degree of protection</b>	IP30
<b>Shock resistance level</b>	IK09
<b>Rated current</b>	$I_n$ up to 125 A





### Product features

<b>Enclosures and doors</b>	Galvanized steel masonry box Made of sheet steel, color white RAL 9016, powder-coated 120° door opening angle From 3-field width double door cabinets Doors with espagnolette closure With cable pull/tension mount
<b>Internal configuration options</b>	DIN rail spacing 125 mm/150 mm Fields for DIN rail devices with DIN rails of 35 x 7,5 mm and N/PE Quick-terminals (1 x ZK224 per field width) Fields with mounting plates Fields for terminal blocks with DIN rails of 35 x 7,5 mm insulated mounted (without N/PE Quick-terminals)
<b>Delivery types</b>	Cabinet with frame and door Blend frame with 25 mm of plaster compensation Top and bottom cable entry sliders included per field width Labeling system included
<b>Accessories</b>	Hollow wall mounting kit for flush mounted cabinets Lock replacement parts

\* in connection with hollow wall set CZH4, see page 36

## ComfortLine Compact CU for flush and hollow wall mounting\*



With installation panels, frames and sheet steel doors

Article	PW	GU	SU	Wall cut-out	Blend frame	Pieces	Type	Order code
				dimensions	dimensions			
				H x W x D in mm	H x W x D in mm			
<b>For DIN rail mounted devices, DIN rail spacing 125 mm</b>								
 CU14V	1	4	48	698 x 311 x 110	715 x 365 x 15	1	CU14V	2CPX052607R9999
		5	60	848 x 311 x 110	865 x 365 x 15	1	CU15V	2CPX052608R9999
		6	72	998 x 311 x 110	1015 x 365 x 15	1	CU16V	2CPX052609R9999
		7	84	1148 x 311 x 110	1165 x 365 x 15	1	CU17V	2CPX052610R9999
		8	96	1298 x 311 x 110	1315 x 365 x 15	1	CU18V	2CPX052611R9999
 CU24V	2	3	72	548 x 561 x 110	565 x 615 x 15	1	CU23V	2CPX052612R9999
		4	96	698 x 561 x 110	715 x 615 x 15	1	CU24V	2CPX052613R9999
		5	120	848 x 561 x 110	865 x 615 x 15	1	CU25V	2CPX052614R9999
		6	144	998 x 561 x 110	1015 x 615 x 15	1	CU26V	2CPX052615R9999
		7	168	1148 x 561 x 110	1165 x 615 x 15	1	CU27V	2CPX052616R9999
 CU34V	3	4	144	698 x 811 x 110	715 x 865 x 15	1	CU34V	2CPX052618R9999
		5	180	848 x 811 x 110	865 x 865 x 15	1	CU35V	2CPX052619R9999
		6	216	998 x 811 x 110	1015 x 865 x 15	1	CU36V	2CPX052620R9999
		7	252	1148 x 811 x 110	1165 x 865 x 15	1	CU37V	2CPX052621R9999
 CU45V	4	5	240	848 x 1061 x 110	865 x 1115 x 15	1	CU45V	2CPX052622R9999

\* In connection with hollow wall set CZH4, see page 36

## ComfortLine Compact CU for flush and hollow wall mounting\*






With installation panels, frames and sheet steel doors

Article	PW	GU	SU	Wall cut-out dimensions	Blend frame dimensions	Pieces	Type	Order code
				H x W x D in mm	H x W x D in mm			
<b>For DIN rail mounted devices, DIN rail spacing 150 mm</b>								
	2	4	72	698 x 561 x 110	715 x 615 x 15	1	CU24R	2CPX052600R9999
		5	96	848 x 561 x 110	865 x 615 x 15	1	CU25R	2CPX052601R9999
		6	120	998 x 561 x 110	1015 x 615 x 15	1	CU26R	2CPX052602R9999
		7	168	1148 x 561 x 110	1165 x 615 x 15	1	CU27R	2CPX052603R9999
		8	192	1298 x 561 x 110	1315 x 615 x 15	1	CU28R	2CPX052604R9999
	3	6	216	998 x 811 x 110	1015 x 865 x 15	1	CU36R	2CPX052605R9999
		7	288	1148 x 811 x 110	1165 x 865 x 15	1	CU37R	2CPX052606R9999

\* In connection with hollow wall set CZH4, see page 36

## ComfortLine Compact CU for flush and hollow wall mounting\*

With installation panels, frames and sheet steel doors

Article	PW	GU	RK/REG	SU	Wall cut-out dimensions	Blend frame dimensions	Pieces	Type	Order code	
					H x W x D in mm	H x W x D in mm				
<b>For DIN rail mounted devices and terminal blocks, DIN rail spacing 125 mm</b>										
	2	5	2/3	72	848 x 561 x 110	865 x 615 x 15	1	CU25K	2CPX052623R9999	
		6	2/4	96	998 x 561 x 110	1015 x 615 x 15	1	CU26K	2CPX052624R9999	
		7	3/4	96	1148 x 561 x 110	1165 x 615 x 15	1	CU27K	2CPX052625R9999	
CU25K										
		3	5	2/3	108	848 x 811 x 110	865 x 865 x 15	1	CU35K	2CPX052626R9999
			6	2/4	144	998 x 811 x 110	1015 x 865 x 15	1	CU36K	2CPX052627R9999
		7	3/4	144	1148 x 811 x 110	1165 x 865 x 15	1	CU37K	2CPX052628R9999	
CU35K										
	4	6	2/4	144	998 x 1061 x 110	1015 x 1115 x 15	1	CU46K	2CPX052629R9999	
CU46K										
<b>For DIN rail mounted devices and mounting plate, DIN rail spacing 125 mm</b>										
	2	4		48	698 x 561 x 110	715 x 615 x 15	1	CU24VP	2CPX052685R9999	
		(1/1)								
CU24VP										
	3	5		120	848 x 811 x 110	865 x 865 x 15	1	CU35VP	2CPX052686R9999	
		(2/1)								
CU35VP										

\* In connection with hollow wall set CZH4, see page 36

## ComfortLine Compact CU for flush and hollow wall mounting\*

Media unit with blend frame and multiple door options



CU24VM

### Technical data

<b>Standards/regulations</b>	DIN EN 61439-1/-3 (VDE 0660-600-1/-3)
<b>Protection class</b>	II, insulated I, grounded in connection with earthing set (accessories)
<b>Degree of protection</b>	With sheet steel door IP30 With sheet steel door ventilated IP30 With sheet steel door ventilated and plastic insert IP30
<b>Shock resistance level</b>	IK09 with sheet steel door; IK07 semi-transparent/transparent doors
<b>Rated current</b>	$I_n$ up to 125 A




### Product features

<b>Enclosures and doors</b>	Galvanized steel masonry box Made of sheet steel, color white RAL 9016, powder-coated 120° door opening angle From 3-field width double door cabinets Doors with espagnolette closure With cable pull/tension mount
<b>Internal configuration options</b>	DIN rail spacing 125 mm Fields for DIN rail devices with DIN rails of 35 x 7,5 mm and N/PE Quick-terminals (1 x ZK224 per field width) Pre-assembled perforated sheet mounting plate
<b>Delivery types</b>	Cabinet with frame and door Blend frame with 25 mm of plaster compensation Top and bottom cable entry sliders included per field width Labeling system included
<b>Accessories</b>	Hollow wall set for flush-mounted cabinets Lock replacement parts Sockets Patch panel

\* In connection with hollow wall set CZH4, see page 36

## ComfortLine Compact CU For flush and hollow wall mounting\*

Media unit with blend frame and multiple door options

Article	PW	GU	SU	Wall cut-out dimensions H x W x D in mm	Blend frame dimensions H x W x D in mm	Pieces	Type	Order code
<b>Media unit with integrated media fields, DIN rail spacing 125 mm</b>								
<b>Sheet steel door, IP30</b>								
 CU24VM	2 (1/1)	4	48	698 x 561 x 110	715 x 615 x 15	1	CU24VM	2CPX052664R9999
		5	60	848 x 561 x 110	865 x 615 x 15	1	CU25VM	2CPX052665R9999
		6	72	998 x 561 x 110	1015 x 615 x 15	1	CU26VM	2CPX052666R9999
		7	84	1148 x 561 x 110	1165 x 615 x 15	1	CU27VM	2CPX052667R9999
	3 (2/1)	4	96	698 x 811 x 110	715 x 865 x 15	1	CU34VM	2CPX052668R9999
		5	120	848 x 811 x 110	865 x 865 x 15	1	CU35VM	2CPX052669R9999
 CU24VML	2 (1/1)	4	48	698 x 561 x 110	715 x 615 x 15	1	CU24VML	2CPX052671R9999
		5	60	848 x 561 x 110	865 x 615 x 15	1	CU25VML	2CPX052672R9999
		6	72	998 x 561 x 110	1015 x 615 x 15	1	CU26VML	2CPX052673R9999
		7	84	1148 x 561 x 110	1165 x 615 x 15	1	CU27VML	2CPX052674R9999
	3 (2/1)	4	96	698 x 811 x 110	715 x 865 x 15	1	CU34VML	2CPX052675R9999
		5	120	848 x 811 x 110	865 x 865 x 15	1	CU35VML	2CPX052676R9999
 CU24VMW	2 (1/1)	4	48	698 x 561 x 110	715 x 615 x 15	1	CU24VMW	2CPX052678R9999
		5	60	848 x 561 x 110	865 x 615 x 15	1	CU25VMW	2CPX052679R9999
		6	72	998 x 561 x 110	1015 x 615 x 15	1	CU26VMW	2CPX052680R9999
		7	84	1148 x 561 x 110	1165 x 615 x 15	1	CU27VMW	2CPX052681R9999
	3 (2/1)	4	96	698 x 811 x 110	715 x 865 x 15	1	CU34VMW	2CPX052682R9999
		5	120	848 x 811 x 110	865 x 865 x 15	1	CU35VMW	2CPX052683R9999
		6	144	998 x 811 x 110	1015 x 865 x 15	1	CU36VMW	2CPX052684R9999

\* In connection with hollow wall set CZH4, see page 36

## ComfortLine Compact CU for flush and hollow wall mounting\*

Empty cabinets with blend frame and sheet steel doors



CU24

### Technical data

<b>Standards/regulations</b>	DIN EN 61439-1/-3 (VDE 0660-600-1/-3)
<b>Protection class</b>	II, insulated I, grounded in connection with earthing set (accessories)
<b>Degree of protection</b>	IP30
<b>Shock resistance level</b>	IK09
<b>Rated current</b>	$I_n$ bis 125 A

### Product features





<b>Enclosures and doors</b>	Galvanized steel masonry box Made of sheet steel, color white RAL 9016, powder-coated 120° door opening angle From 3-field width double door cabinets Doors with espagnolette closure With cable pull/tension mount
<b>Internal configuration options</b>	Prepared for expansion with CombiLine modules, distribution panels, and media panels Without N/PE Quick-terminals
<b>Delivery types</b>	Cabinet with frame and door Blend frame with 25 mm of plaster compensation Top and bottom cable entry sliders included per field width Labeling system included
<b>Accessories</b>	Hollow wall set for flush-mounted cabinets Lock replacement parts Media fields Distribution panels CombiLine modules

\* In connection with hollow wall set CZH4, see page 36



## ComfortLine Compact CU For flush and hollow wall mounting\*

Empty cabinets with blend frame and sheet steel doors

Article	PW	GU	SU	Wall cut-out	Blend frame	Pieces	Type	Order code
				dimensions	dimensions			
				H x W x D in mm	H x W x D in mm			
 CU14	1	4	48	698 x 311 x 110	715 x 365 x 15	1	CU14	2CPX052630R9999
		5	60	848 x 311 x 110	865 x 365 x 15	1	CU15	2CPX052631R9999
		6	72	998 x 311 x 110	1015 x 365 x 15	1	CU16	2CPX052632R9999
		7	84	1148 x 311 x 110	1165 x 365 x 15	1	CU17	2CPX052633R9999
		8	96	1298 x 311 x 110	1315 x 365 x 15	1	CU18	2CPX052634R9999
 CU24	2	3	72	548 x 561 x 110	565 x 615 x 15	1	CU23	2CPX052635R9999
		4	96	698 x 561 x 110	715 x 615 x 15	1	CU24	2CPX052636R9999
		5	120	848 x 561 x 110	865 x 615 x 15	1	CU25	2CPX052637R9999
		6	144	998 x 561 x 110	1015 x 615 x 15	1	CU26	2CPX052638R9999
		7	168	1148 x 561 x 110	1165 x 615 x 15	1	CU27	2CPX052639R9999
		8	192	1298 x 561 x 110	1315 x 615 x 15	1	CU28	2CPX052640R9999
 CU35	3	4	144	698 x 811 x 110	715 x 865 x 15	1	CU34	2CPX052641R9999
		5	180	848 x 811 x 110	865 x 865 x 15	1	CU35	2CPX052642R9999
		6	216	998 x 811 x 110	1015 x 865 x 15	1	CU36	2CPX052643R9999
		7	252	1148 x 811 x 110	1165 x 865 x 15	1	CU37	2CPX052644R9999
 CU46	4	5	240	848 x 1061 x 110	865 x 1115 x 15	1	CU45	2CPX052645R9999
		6	288	998 x 1061 x 110	1015 x 1115 x 15	1	CU46	2CPX052646R9999

\* In connection with hollow wall set CZH4, see page 36

> Media fields, see page 24

> CombiLine modules, see from page 25

> Distribution panels, see Chapter 8 in our main catalog

> When installing CombiLine modules and distribution panels with 15 mm DIN rails, restrictions on lock and key operations must be taken into account, see page 38

## ComfortLine Compact CU for flush and hollow wall mounting\*

Empty cabinets with blend frame, without door



CU24B

### Technical data

<b>Standards/regulations</b>	DIN EN 61439-1/-3 (VDE 0660-600-1/-3)
<b>Protection class</b>	II, insulated I, grounded in connection with earthing set (accessories)
<b>Degree of protection</b>	IP30
<b>Shock resistance level</b>	IK09 With sheet steel door; IK07 semi-transparent/transparent doors
<b>Rated current</b>	$I_n$ bis 125 A





### Product features

<b>Enclosure and frame</b>	Galvanized steel masonry box Made of sheet steel, color white RAL 9016, powder-coated With cable pull/tension mount
<b>Internal configuration options</b>	Prepared for expansion with CombiLine modules, distribution panels, and media panels Without N/PE Quick-Terminal
<b>Delivery types</b>	Cabinet with frame, without door Blend frame with 25 mm of plaster compensation Top and bottom cable entry sliders included per field width Labeling system included
<b>Accessories</b>	Hollow wall mounting kit for flush-mounted cabinets Sheet steel and transparent doors Lock replacement parts Media fields Distribution panels CombiLine modules

\* In connection with hollow wall set CZH4, see page 36

## ComfortLine Compact CU for flush and hollow wall mounting\*

Empty cabinets with blend frame, without door

Article	PW	GU	SU	Wall cut-out	Blend frame	Pieces	Type	Order code	
				dimensions	dimensions				
				H x W x D in mm	H x W x D in mm				
	1	4	48	698 x 311 x 110	715 x 365 x 15	1	CU14B	2CPX052647R9999	
		5	60	848 x 311 x 110	865 x 365 x 15	1	CU15B	2CPX052648R9999	
		6	72	998 x 311 x 110	1015 x 365 x 15	1	CU16B	2CPX052649R9999	
		7	84	1148 x 311 x 110	1165 x 365 x 15	1	CU17B	2CPX052650R9999	
		8	96	1298 x 311 x 110	1315 x 365 x 15	1	CU18B	2CPX052651R9999	
CU14B									
	2	3	72	548 x 561 x 110	565 x 615 x 15	1	CU23B	2CPX052652R9999	
		4	96	698 x 561 x 110	715 x 615 x 15	1	CU24B	2CPX052653R9999	
		5	120	848 x 561 x 110	865 x 615 x 15	1	CU25B	2CPX052654R9999	
		6	144	998 x 561 x 110	1015 x 615 x 15	1	CU26B	2CPX052655R9999	
		7	168	1148 x 561 x 110	1165 x 615 x 15	1	CU27B	2CPX052656R9999	
		8	192	1298 x 561 x 110	1315 x 615 x 15	1	CU28B	2CPX052657R9999	
		CU24B							
			3	4	144	698 x 811 x 110	715 x 865 x 15	1	CU34B
5	180			848 x 811 x 110	865 x 865 x 15	1	CU35B	2CPX052659R9999	
6	216			998 x 811 x 110	1015 x 865 x 15	1	CU36B	2CPX052660R9999	
7	252			1148 x 811 x 110	1165 x 865 x 15	1	CU37B	2CPX052661R9999	
CU35B									
	4	5	240	848 x 1061 x 110	865 x 1115 x 15	1	CU45B	2CPX052662R9999	
		6	288	998 x 1061 x 110	1015 x 1115 x 15	1	CU46B	2CPX052663R9999	
CU46B									

\* In connection with hollow wall set CZH4, see page 36

> Doors, see from page 20

> Media fields, see page 24



> CombiLine modules, see from page 25

> Distribution panels, see Chapter 8 in our main catalog

> When installing CombiLine modules and distribution panels with 15 mm DIN rails, restrictions on lock and key operations must be taken into account, see page 38

## ComfortLine Compact CU for flush and hollow wall mounting

### Sheet steel doors and transparent doors



Article	PW	GU	To be used with...	Pieces	Door without lock		Door with lock		
					Type	Order code	Type	Order code	
<b>Sheet steel doors</b>									
 CTB24S	1	4	CU14, ...	1	-	-	CTB14S	2CPX052321R9999	
		5	CU15, ...	1	-	-	CTB15S	2CPX052324R9999	
		6	CU16, ...	1	-	-	CTB16S	2CPX052327R9999	
		7	CU17, ...	1	-	-	CTB17S	2CPX052330R9999	
		8	CU18, ...	1	-	-	CTB18S	2CPX052333R9999	
	2	3	CU23, ...	1	-	-	CTB23S	2CPX052319R9999	
		4	CU24, ...	1	-	-	CTB24S	2CPX052322R9999	
		5	CU25, ...	1	-	-	CTB25S	2CPX052325R9999	
		6	CU26, ...	1	-	-	CTB26S	2CPX052328R9999	
		7	CU27, ...	1	-	-	CTB27S	2CPX052331R9999	
		8	CU28, ...	1	-	-	CTB28S	2CPX052334R9999	
	3'	4	CU34, ...	1	CTB14	2CPX052306R9999	CTB24S	2CPX052322R9999	
		5	CU35, ...	1	CTB15	2CPX052308R9999	CTB25S	2CPX052325R9999	
		6	CU36, ...	1	CTB16	2CPX052310R9999	CTB26S	2CPX052328R9999	
		7	CU37, ...	1	CTB17	2CPX052312R9999	CTB27S	2CPX052331R9999	
	4'	5	CU45, ...	1	CTB25	2CPX052309R9999	CTB25S	2CPX052325R9999	
		6	CU46, ...	1	CTB26	2CPX052311R9999	CTB26S	2CPX052328R9999	
	<b>Transparent doors</b>								
	 CTT24S	1	4	CU14, ...	1	-	-	CTT14S	2CPX052356R9999
			5	CU15, ...	1	-	-	CTT15S	2CPX052359R9999
		6	CU16, ...	1	-	-	CTT16S	2CPX052362R9999	
		7	CU17, ...	1	-	-	CTT17S	2CPX052365R9999	
		8	CU18, ...	1	-	-	CTT18S	2CPX052368R9999	
2		3	CU23, ...	1	-	-	CTT23S	2CPX052354R9999	
		4	CU24, ...	1	-	-	CTT24S	2CPX052357R9999	
		5	CU25, ...	1	-	-	CTT25S	2CPX052360R9999	
		6	CU26, ...	1	-	-	CTT26S	2CPX052363R9999	
		7	CU27, ...	1	-	-	CTT27S	2CPX052366R9999	
		8	CU28, ...	1	-	-	CTT28S	2CPX052369R9999	
3'		4	CU34, ...	1	CTT14	2CPX052341R9999	CTT24S	2CPX052357R9999	
		5	CU35, ...	1	CTT15	2CPX052343R9999	CTT25S	2CPX052360R9999	
		6	CU36, ...	1	CTT16	2CPX052345R9999	CTT26S	2CPX052363R9999	
		7	CU37, ...	1	CTT17	2CPX052347R9999	CTT27S	2CPX052366R9999	
4'		5	CU45, ...	1	CTT25	2CPX052344R9999	CTT25S	2CPX052360R9999	
		6	CU46, ...	1	CTT26	2CPX052346R9999	CTT26S	2CPX052363R9999	

\*From 3-panel wide cabinets double doors

> When installing CombiLine modules and distribution panels with 15 mm DIN rails, restrictions on lock and key operations must be taken into account, see page 38

## ComfortLine Compact CU for flush and hollow wall mounting

Ventilated sheet steel doors and WiFi doors with plastic insert

Article	PW	GU	To be used with...	Pieces	Door without lock		Door with lock		
					Type	Order code	Type	Order code	
<b>Ventilated sheet steel doors</b>									
 CTL24S	1	4	CU14, ...	1	-	-	CTL14S	2CPX052376R9999	
		5	CU15, ...	1	-	-	CTL15S	2CPX052378R9999	
		6	CU16, ...	1	-	-	CTL16S	2CPX052380R9999	
		7	CU17, ...	1	-	-	CTL17S	2CPX052382R9999	
		8	CU18, ...	1	-	-	CTL18S	2CPX052484R9999	
	2	3	CU23, ...	1	-	-	CTL23S	2CPX052375R9999	
		4	CU24, ...	1	-	-	CTL24S	2CPX052377R9999	
		5	CU25, ...	1	-	-	CTL25S	2CPX052379R9999	
		6	CU26, ...	1	-	-	CTL26S	2CPX052381R9999	
		7	CU27, ...	1	-	-	CTL27S	2CPX052383R9999	
		8	CU28, ...	1	-	-	CTL28S	2CPX052485R9999	
	3*	4	CU34, ...	1	-	-	CTL24S	2CPX052377R9999	
		5	CU35, ...	1	-	-	CTL25S	2CPX052379R9999	
		6	CU36, ...	1	-	-	CTL26S	2CPX052381R9999	
		7	CU37, ...	1	-	-	CTL27S	2CPX052383R9999	
	4*	5	CU45, ...	1	-	-	CTL25S	2CPX052379R9999	
		6	CU46, ...	1	-	-	CTL26S	2CPX052381R9999	
	<b>Ventilated doors and semi-transparent doors with plastic insert (WiFi doors)</b>								
	 CTW24S	4	4	CU14, ...	1	-	-	CTW14S	2CPX052390R9999
			5	CU15, ...	1	-	-	CTW15S	2CPX052392R9999
		6	CU16, ...	1	-	-	CTW16S	2CPX052394R9999	
		7	CU17, ...	1	-	-	CTW17S	2CPX052396R9999	
		8	CU18, ...	1	-	-	CTW18S	2CPX052486R9999	
2		3	CU23, ...	1	-	-	CTW23S	2CPX052389R9999	
		4	CU24, ...	1	-	-	CTW24S	2CPX052391R9999	
		5	CU25, ...	1	-	-	CTW25S	2CPX052393R9999	
		6	CU26, ...	1	-	-	CTW26S	2CPX052395R9999	
		7	CU27, ...	1	-	-	CTW27S	2CPX052397R9999	
		8	CU28, ...	1	-	-	CTW28S	2CPX052487R9999	
3*		4	CU34, ...	1	-	-	CTW24S	2CPX052391R9999	
		5	CU35, ...	1	-	-	CTW25S	2CPX052393R9999	
		6	CU36, ...	1	-	-	CTW26S	2CPX052395R9999	
		7	CU37, ...	1	-	-	CTW27S	2CPX052397R9999	
4*		5	CU45, ...	1	-	-	CTW25S	2CPX052393R9999	
		6	CU46, ...	1	-	-	CTW26S	2CPX052395R9999	

\*From 3-panel wide cabinets double doors

> When installing CombiLine modules and distribution panels with 15 mm DIN rails, restrictions on lock and key operations must be taken into account, see page 38

## ComfortLine Compact CU for flush and hollow wall mounting\*

With distribution fields, blend frames, and interchangeable design frames



CU24VD

### Technical data

<b>Standards/regulations</b>	DIN EN 61439-1/-3 (VDE 0660-600-1/-3)
<b>Protection class</b>	II, insulated
<b>Degree of protection</b>	IP30
<b>Rated current</b>	$I_n$ up to 125 A


### Product features

<b>Gehäuse und Tür</b>	Galvanized steel masonry box
	Made of sheet steel, color white RAL 9016, powder-coated
	Interchangeable design frames, brushed aluminium with glass insert
	120° door opening angle
	Interchangeable design frame with magnetic closure
	With cable pull/tension mount
<b>Internal configuration options</b>	DIN rail spacing 125 mm
	Fields for DIN rail devices with DIN rails of 35 x 7,5 mm and N/PE Quick-terminals (1 x ZK224 per field width)
<b>Delivery types</b>	Cabinet with blend frame and interchangeable design frame
	Blend frame with 25 mm of plaster compensation
	Top and bottom cable entry sliders included per field width
	Labeling system included
<b>Accessories</b>	Hollow wall set for flush-mounted cabinets

\* In connection with hollow wall set CZH4, see page 36

## ComfortLine Compact CU for flush and hollow wall mounting\*

With distribution fields, blend frames, and interchangeable design frames

Article	PW	GU	SU	Wall cut-out dimensions	Blend frame dimensions	Pieces	Type	Order code
				H x W x D in mm	H x W x D in mm			
	<b>With picture frame door,</b>							
	Brushed aluminium, DIN rail spacing 125 mm							
	2	4	96	698 x 561 x 110	715 x 615 x 15	1	CU24VD	2CPX052687R9999
	2	5	120	848 x 561 x 110	865 x 615 x 15	1	CU25VD	2CPX052688R9999
2	6	144	998 x 561 x 110	1015 x 615 x 15	1	CU26VD	2CPX052689R9999	

CU24VD



\* In connection with hollow wall set CZH4, see page 36



Example CU24VD  
with illustration picture  
(Delivery without picture)

## ComfortLine Compact CU

Media and combi fields with perforated sheet mounting plate

Article	PW	GU	Height x Width	SU	Number of mounting plates	Pieces	Type	Order code	
<b>Media fields for empty compact distribution boards</b>									
	1	3	450 x 250	-	3	1	1MM00	2CPX037485R9999	
		4	600 x 250	-	4	1	1MM0	2CPX037486R9999	
		5	750 x 250	-	5	1	1MM1	2CPX037487R9999	
		6	900 x 250	-	6	1	1MM2	2CPX037488R9999	
		7	1050 x 250	-	7	1	1MM3	2CPX037489R9999	
		8	1200 x 250	-	8	1	1MM4	2CPX052302R9999	
	2	4	600 x 500	-	4	1	2MM0	2CPX037490R9999	
		5	750 x 500	-	5	1	2MM1	2CPX037491R9999	
		6	900 x 500	-	6	1	2MM2	2CPX037492R9999	
		7	1050 x 500	-	7	1	2MM3	2CPX037493R9999	
		8	1250 x 500	-	8	1	2MM4	2CPX052303R9999	
	1MM2								
	<b>Media-Combi fields for empty compact distribution boards*</b>								
		1	5	750 x 250	24	3	1	FC15V2M3	2CPX052700R9999
			6	900 x 250	24	4	1	FC16V2M4	2CPX052701R9999
			7	1050 x 250	24	5	1	FC17V2M5	2CPX052702R9999
			1050 x 250	36	4	1	FC17V3M4	2CPX052703R9999	
		8	1200 x 250	36	5	1	FC18V3M5	2CPX052704R9999	
FC16V2M4									

\* The EDF profile rails from the distribution and media areas are isolated from each other, and a horizontal divider is also included.



## ComfortLine Compact CU

CombiLine N modules for DIN rail devices on the EDF mounting frame



MG203

MG423

- Fitting with DIN rails 35 x 15 mm
- For devices according to DIN 43880
- Mounting frame to be ordered separately

Height		Width			Kit unassembled			Assembled built into cabinet	
GU	mm	PW	mm	SU	Pieces	Type	Order code	Type	Order code
<b>DIN rail spacing 125 mm</b>									
1	150	1	250	12	1	MBG101	2CPX041650R9999	MG101	2CPX041200R9999
		2	500	24	1	MBG201	2CPX041651R9999	MG201	2CPX041201R9999
2	300	1	250	24	1	MBG102	2CPX041653R9999	MG102	2CPX041203R9999
		2	500	48	1	MBG202	2CPX041655R9999	MG202	2CPX041205R9999
3	450	1	250	36	1	MBG103	2CPX041659R9999	MG103	2CPX041209R9999
		2	500	72	1	MBG203	2CPX041661R9999	MG203	2CPX041211R9999
4	600	1	250	48	1	MBG104	2CPX041665R9999	MG104	2CPX041215R9999
		2	500	96	1	MBG204	2CPX041667R9999	MG204	2CPX041217R9999
5	750	1	250	60	1	MBG105	2CPX041671R9999	MG105	2CPX041221R9999
		2	500	120	1	MBG205	2CPX041673R9999	MG205	2CPX041223R9999
<b>DIN rail spacing 150 mm</b>									
1	150	1	250	12	1	MBG101	2CPX041650R9999	MG101	2CPX041200R9999
		2	500	24	1	MBG201	2CPX041651R9999	MG201	2CPX041201R9999
2	300	1	250	24	1	MBG412	2CPX041654R9999	MG412	2CPX041204R9999
		2	500	48	1	MBG422	2CPX041656R9999	MG422	2CPX041206R9999
3	450	1	250	36	1	MBG413	2CPX041660R9999	MG413	2CPX041210R9999
		2	500	72	1	MBG423	2CPX041662R9999	MG423	2CPX041212R9999
4	600	1	250	48	1	MBG414	2CPX041666R9999	MG414	2CPX041216R9999
		2	500	96	1	MBG424	2CPX041668R9999	MG424	2CPX041218R9999
5	750	1	250	60	1	MBG415	2CPX041672R9999	MG415	2CPX041222R9999
		2	500	120	1	MBG425	2CPX041674R9999	MG425	2CPX041224R9999


> When installing CombiLine modules and distribution panels with 15 mm DIN rails, restrictions on lock and key operations must be taken into account, see page 38

> Assembly parts, see page 29

> Closure strip, see page 37

## ComfortLine Compact CU

CombiLine N modules for stain guards and mounting plates



MB218

- Module as stain guard or for expansion with system components
- Mounting frame to be ordered separately

Height		Width		SU	Pieces	Kit unassembled		Assembled built into cabinet	
RE	mm	PW	mm			Type	Order code	Type	Order code
1	150	1	250	12	1	MBB116	2CPX041722R9999	MB116	2CPX041257R9999
		2	500	24	1	MBB216	2CPX041723R9999	MB216	2CPX041258R9999
2	300	1	250	24	1	MBB117	2CPX041725R9999	MB117	2CPX041260R9999
		2	500	48	1	MBB217	2CPX041726R9999	MB217	2CPX041261R9999
3	450	1	250	36	1	MBB118	2CPX041728R9999	MB118	2CPX041263R9999
		2	500	72	1	MBB218	2CPX041729R9999	MB218	2CPX041264R9999
4	600	1	250	48	1	MBB119	2CPX041731R9999	MB119	2CPX041266R9999
		2	500	96	1	MBB219	2CPX041732R9999	MB219	2CPX041267R9999
5	750	1	250	60	1	MBB120	2CPX041734R9999	MB120	2CPX041269R9999
		2	500	120	1	MBB220	2CPX041735R9999	MB220	2CPX041270R9999



MB200

- Stain guard
- Covers are not in 150 mm grids
- For each module system field, there must always be 2 units to get back to a grid unit
- Mounting frame to be ordered separately

Height		Width		SU	Pieces	Kit unassembled		Assembled built into cabinet	
GU	mm	PW	mm			Type	Order code	Type	Order code
0,5	75	1	250	6	1	MBB100	2CPX041427R9999	MB100	2CPX041422R9999
		2	500	12	1	MBB200	2CPX041428R9999	MB200	2CPX041423R9999



MM113K

- Mounting plates made from 2 mm sheet steel
- Fixed mounting plate
- Usable depth of 76 mm
- Usable width for equipment: 1 field width 200 mm
- Mounting frame to be ordered separately

Height		Width		SU	Pieces	Kit unassembled		Assembled built into cabinet	
GU	mm	PW	mm			Type	Order code	Type	Order code
2	300	1	250	24	1	MBM112K	2CPX041640R9999	MM112K	2CPX041117R9999
3	450	1	250	36	1	MBM113K	2CPX041641R9999	MM113K	2CPX041118R9999
4	600	1	250	48	1	MBM114K	2CPX041642R9999	MM114K	2CPX041119R9999

> When installing CombiLine modules and distribution panels with 15 mm DIN rails, restrictions on lock and key operations must be taken into account, see page 38  
 > Mounting frames, see page 29

## ComfortLine Compact CU


CombiLine N modules for terminal blocks and busbar systems 60 mm



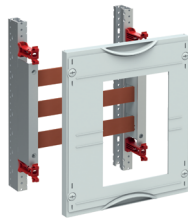
MK108K

- With **horizontally** arranged DIN rails 35 x 7.5 mm
- DIN rails fixed via insulating pieces
- Usable depth of 58 mm
- Usable width for terminal blocks: 1 field width 214 mm, 2 field width 464 mm
- Staggered delivery
- DIN rail spacing 150 mm (can be shifted if required)
- For insulated mounting
- Mounting frame to be ordered separately

Height		Width				Kit unassembled		Assembled built into cabinet	
GU	mm	PW	mm	SU	Pieces	Type	Order code	Type	Order code
1	150	1	250	12	1	MBK106K	2CPX041632R9999	MK106K	2CPX041112R9999
		2	500	24	1	MBK206K	2CPX041633R9999	MK206K	2CPX041113R9999
2	300	1	250	24	1	MBK107K	2CPX041634R9999	MK107K	2CPX041114R9999
		2	500	48	1	MBK207K	2CPX041635R9999	MK207K	2CPX041115R9999
3	450	1	250	36	1	MBK108K	2CPX041636R9999	MK108K	2CPX041116R9999



MR102B



MR102


- For **vertical** mounting
- Busbar center distance 60 mm
- For 3-pole busbars
- 32 mm distance between Cu rail and cover
- With type ZX146 type busbar holder
- With type ZX172 cover
- Rated current ( $I_n$ ) up to max. 125 A
- Mounting frame to be ordered separately

### BePiecestes Modul For Betriebsmittel mit vertikal eingebauten Reitersicherungssockeln 3-polig, $I_n$ bis max. 125 A

Height		Width		Elemente		Kit unassembled		Assembled built into cabinet		
GU	mm	PW	mm	D02	SU	Pieces	Type	Order code	Type	Order code
2	300	1	250	5	24	1	-	-	MR102B	2CPX041409R9999

### UnbePiecestes Modul For Betriebsmittel, For den vertikalen Einbau von Reitersicherungssockeln D0 3-polig, $I_n$ bis max. 125 A

Height		Width		Nutzbare Width		Kit unassembled		Assembled, built into cabinet		
GU	mm	PW	mm	mm	SU	Pieces	Type	Order code	Type	Order code
2	300	1	250	215	24	1	MBR102	2CPX041825R9999	MR102	2CPX041406R9999



MR102H


- Unassembled for equipment for **horizontal** installation of safety brackets
- Busbar center distance 60 mm
- For 3-pole busbars
- 32 mm distance between Cu rail and cover
- With type ZX146 busbar holder
- Rated current ( $I_n$ ) up to max. 125 A
- Mounting frame to be ordered separately

Height		Width		Cut Height in		Kit unassembled		Assembled built into cabinet		
GU	mm	PW	mm	mm	SU	Pieces	Type	Order code	Type	Order code
2	300	1	250	134	24	1	MBR102H	2CPX041828R9999	MR102H	2CPX041412R9999

> When installing CombiLine modules and distribution panels with 15 mm DIN rails, restrictions on lock and key operations must be taken into account, see page 38  
> Mounting frames, see page 29

## ComfortLine Compact CU


CombiLine N modules for Tmax breakers, assembled and unassembled



MA100ALXB

- Pre-assembled with the following breaker:  
ABB, Tmax XT1, 3-pole
- Fixed installation with toggle drive
- With thermo-magnetic release
- Cover with cut-out
- Mounting on assembly traverse
- Mounting frame to be ordered separately

Height	Width		$I_n$	Betriebsmittel			Kit unassembled		Assembled built into cabinet		
	RE	mm		PW	mm	A	Type	SU	Pieces	Type	Order code
2	300	1	250	100	XT1B160R100	24	1	-	-	MA100ALXB	2CPX041471R9999



MA190T

- Unassembled for ABB breaker, fixed installation  
1 x Tmax XT1, 3-/4-polig, (76,2 mm/101,2 mm)
- Cover with cut-out; remaining cut-out must be closed with cover strips
- Rated current ( $I_n$ ) max. 100 A
- With mounting traverse including M4 locknuts
- Mounting frame to be ordered separately

Height	Width		Betriebsmittel	Aus-schnitt Width	Nutzbare Width	SU	Pieces	Kit unassembled		Assembled built into cabinet		
	RE	mm						PW	mm	Type	mm	mm
2	300	1	250	XT1	216	199	24	1	MBA190T	2CPX041643R9999	MA190T	2CPX041120R9999


> When installing CombiLine modules and distribution panels with 15 mm DIN rails, restrictions on lock and key operations must be taken into account, see page 38

> Mounting frames, see page 29

> Closure strips, see page 37

## ComfortLine Compact CU

EDF mounting parts, vertical profile rails



EDM9










- Vertical EDF profile rail
- Incl. fastening screws
- For module assembly

Height		Kit unassembled			Assembled built into cabinet	
GU	mm	Pieces	Type	Order code	Type	Order code
1	150	1	ED7	2CPX041865R9999	EDM7	2CPX041455R9999
		20	ED7P20	2CPX041866R9999	-	-
2	300	1	ED8	2CPX039208R9999	EDM8	2CPX041456R9999
		20	ED8P20	2CPX062311R9999	-	-
3	450	1	ED9	2CPX039209R9999	EDM9	2CPX041457R9999
		20	ED9P20	2CPX062312R9999	-	-
4	600	1	ED10	2CPX039210R9999	EDM10	2CPX041458R9999
		20	ED10P20	2CPX062313R9999	-	-
5	750	1	ED11	2CPX039211R9999	EDM11	2CPX041459R9999
		20	ED11P20	2CPX062314R9999	-	-
6	900	1	ED12	2CPX039212R9999	EDM12	2CPX041460R9999
		20	ED12P20	2CPX062315R9999	-	-
7	1050	1	ED13	2CPX039213R9999	EDM13	2CPX041461R9999
		20	ED13P20	2CPX062316R9999	-	-
8	1200	1	ED14	2CPX039214R9999	EDM14	2CPX041462R9999
		20	ED14P20	2CPX062317R9999	-	-

> For more CombiLine Accessories see page 37 and Chapter 8 in our main catalog

## ComfortLine Compact CU







### Accessories for Media cabinets

Article		Pieces	Type	Order code
 UZM61M	<b>Perforated mounting plate</b> Made from sheet steel			
	1 field width	1	UZM61M	2CPX031421R9999
	2 field width	1	UZM62M	2CPX031432R9999
 ZX340	<b>Media device support</b> For tool-free mounting of devices on the perforated mounting plate; incl. 2 clips for assembly	1	ZX340	2CPX031422R9999
 ZEP12	<b>Universal Patch panel incl. support*</b> Empty for communication modules, the panel can be used for Keystone and EDAT modules			
	1 field width for 12 Keystone or EDAT modules	1	ZEP12	2CPX054072R9999
	2 field width for 26 Keystone or EDAT modules	1	ZEP24	2CPX054073R9999
 ZE336	<b>Patch panel inkl. Halter*</b> Empty For communication modules, z. E.g. RJ45 jack, KOAX module, etc. For direct or isolated mounting on the EDF profile rail, DIN rail or on the mounting plate			
	For 6 Keystone modules	1	ZE335	2CPX031423R9999
	1 field width for 12 Keystone modules	1	ZE336	2CPX031424R9999
	2 field width for 24 Keystone modules	1	ZE337	2CPX031425R9999
	1 field width for 12 EDAT modules	1	ZE332	2CPX031435R9999
	2 field width for 24 EDAT modules	1	ZE333	2CPX031436R9999
 ZE338	<b>Patch panel holder</b>	1	ZE338	2CPX031426R9999
 ZE225	<b>Double socket</b> 230 V power supply, with EURO-plug insert; simple installation on the ZX29 mounting cross beam	1	ZE225	2CPX061177R9999
 ZX29	<b>Mounting cross beam for double socket ZE225</b> To be mounted on the clip holder or on the hole plate of the media unit and the media fields 1MM...	1	ZX29	2CPX061178R9999
 ZE227	<b>Triple socket</b> 230 V AC voltage, 120° swiveling with EURO inserts to be snapped on to the cable inlet or DIN rail; to be screwed to the mounting plate	1	ZE227	2CPX061211R9999
 ZE339	<b>Media extension kit</b> Set mit Gerätehalter inkl. 2 Befestigungshaken, Patch panel for 12 Keystone modules*, Triple socket with EURO inserts and wire holders	1	ZE339	2CPX038146R9999

\* Dimensions of embossings for Keystone- und EDAT modules see next page

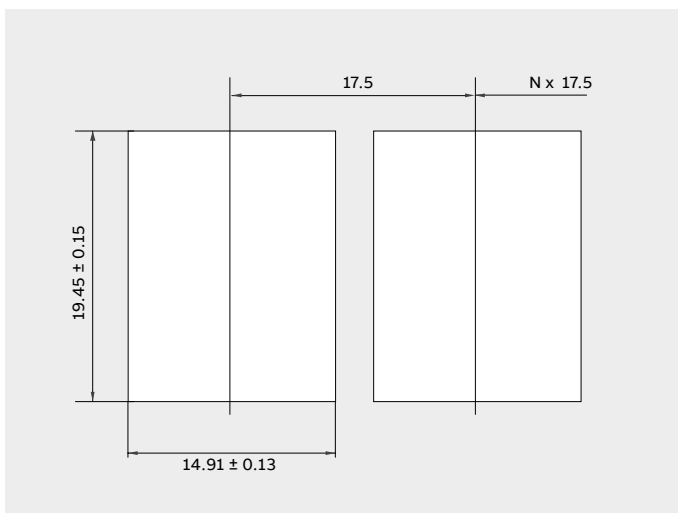
## ComfortLine Compact CU

### Accessories for Media cabinets

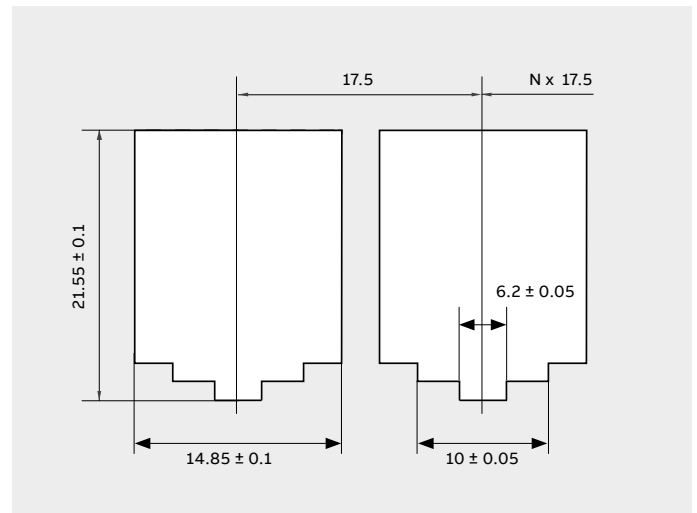
Article	Pieces	Type	Order code
 ED44P10    ED45P10	<b>Drahthalter</b> For die Leitungsführung, zum Einstecken in die Lochblech-Montageplatte		
	10	ED44P10	2CPX062335R9999
	10	ED45P10	2CPX062336R9999
 ZX287P10	10	ZX287P10	2CPX061180R9999
<b>Schrauben</b> For Bohrungen der Lochblech-Montageplatte 3,9 mm x 13 mm			
 ZE311    ZE312A	<b>Keystone modules*</b> zum Einbau in Patch panel		
	<b>RJ45 module</b>		
 ZE316    ZE317	<b>COAX module</b> F/F connector		
	<b>COAX module</b> F/EC connector		
 ZE318    ZE319	<b>COAX module</b> F connector/IEC plug		
	<b>LC module</b> DuSUx/DuSUx connector For multimode fiber Phosphor bronze sleeve		
 ZE310	1	ZE310	2CPX038625R9999
<b>Patch module RJ45</b> For snapping onto the DIN rail, 1 SU			

\* Dimensions of embossings for Keystone and EDAT modules see below

#### Dimensions of embossings for Keystone and EDAT modules



Dimensions of embossings for Keystone modules




Dimensions of embossings for EDAT modules

# N/PE Quick Terminals

Standard-compliant, concise, flexible

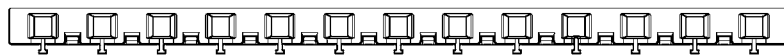
### Configure as required

Due to the modularity and the extensive range of products, you can configure the products individually and practically. Depending on requirements, various Quick-terminals can be combined on a common terminal carrier. If a larger Nor PE terminal block is required, two Quick-terminal blocks can be connected with the ZK10PI0 connection bridge.



### Benefits

- Flexible terminal system for several N-potentials: Screw connection system: 2.5 to 25 mm<sup>2</sup> for rigid conductors; for flexible conductors up to 25 mm<sup>2</sup> (ferrules required)  
Spring clamp system: 1.5 to 4 mm<sup>2</sup> for rigid conductors; for flexible conductors up to 2.5 mm<sup>2</sup> (ferrules required)
- Optimal when using several residual current circuit breakers
- Simple expansion of the Quick-terminals with connecting bridges
- Unambiguous assignment of terminal blocks through clear colour coding: N = blue, PE= yellow-green
- Simple labelling of the terminal points with pre-printed, self-adhesive number strips
- Wide range of applications: In the consumer units of the UK600, AK600, and Mistral series, in all compact distribution boards and in all wall-mounting and floor-standing cabinets



Quick-carriers type ZK19









1 2 3 4 5 6 7 8 9 10 11 12 13 units

N/PE terminal blocks with units	N Quick-terminals	Screw connection system	Spring clamp system	PE Quick-terminals	Screw connection system	Spring clamp system
		ZK50B	0 x 25 mm <sup>2</sup>	-	-	-
		ZK51B	1 x 25 mm <sup>2</sup>		ZK51G	1 x 25 mm <sup>2</sup> 5 x 1.5 - 4 mm <sup>2</sup>
		ZK82B	2 x 25 mm <sup>2</sup>		ZK82G	2 x 25 mm <sup>2</sup> 8 x 1.5 - 4 mm <sup>2</sup>
		ZK113B	3 x 25 mm <sup>2</sup>		ZK113G	3 x 25 mm <sup>2</sup> 11 x 1.5 - 4 mm <sup>2</sup>
		ZK144B	4 x 25 mm <sup>2</sup>		ZK144G	4 x 25 mm <sup>2</sup> 14 x 1.5 - 4 mm <sup>2</sup>
		ZK175B	5 x 25 mm <sup>2</sup>		ZK175G	5 x 25 mm <sup>2</sup> 17 x 1.5 - 4 mm <sup>2</sup>
		ZK206B	6 x 25 mm <sup>2</sup>		ZK206G	6 x 25 mm <sup>2</sup> 20 x 1.5 - 4 mm <sup>2</sup>
		ZK50BT	0 x 25 mm <sup>2</sup>	-	-	-









## N/PE Quick-Steckklemmen

For fitting ComfortLine Compact CU

Article	Number of terminals 1.5 - 4 mm <sup>2</sup>	Number of terminals 2,5 - 25 mm <sup>2</sup>	External dimensions H x W x D in mm	Pieces	Type	Order code
<b>N Quick-terminals for Quick-carriers</b>						
 ZK113B	5 x 1.5 - 4	0 x 25	23 x 32 x 21	1	ZK50B	2CPX062750R9999
	5 x 1.5 - 4	1 x 25	32 x 32 x 31	1	ZK51B	2CPX062751R9999
 ZK50BT	8 x 1.5 - 4	2 x 25	32 x 49 x 31	1	ZK82B	2CPX062752R9999
	11 x 1.5 - 4	3 x 25	32 x 65 x 31	1	ZK113B	2CPX062753R9999
 ZK113G	14 x 1.5 - 4	4 x 25	32 x 82 x 31	1	ZK144B	2CPX062754R9999
	17 x 1.5 - 4	5 x 25	32 x 98 x 31	1	ZK175B	2CPX062755R9999
	20 x 1.5 - 4	6 x 25	32 x 115 x 31	1	ZK206B	2CPX062756R9999
	23 x 1.5 - 4	7 x 25	32 x 132 x 31	1	ZK237B	2CPX063163R9999
	26 x 1.5 - 4	8 x 25	32 x 149 x 31	1	ZK268B	2CPX063164R9999
	<b>N Quick-terminals with adapter ZK15 for lateral assembly in the UK600 and compact distribution board or to snap onto DIN rail</b>					
	5 x 1.5 - 4	0 x 25	28 x 39 x 25	1	ZK50BT	2CPX062745R9999
<b>PE Quick plug-in terminals for Quick-carriers</b>						
	5 x 1.5 - 4	1 x 25	32 x 32 x 31	1	ZK51G	2CPX062757R9999
	8 x 1.5 - 4	2 x 25	32 x 49 x 31	1	ZK82G	2CPX062758R9999
	11 x 1.5 - 4	3 x 25	32 x 65 x 31	1	ZK113G	2CPX062759R9999
	14 x 1.5 - 4	4 x 25	32 x 82 x 31	1	ZK144G	2CPX062760R9999
	17 x 1.5 - 4	5 x 25	32 x 98 x 31	1	ZK175G	2CPX062761R9999
	20 x 1.5 - 4	6 x 25	32 x 115 x 31	1	ZK206G	2CPX062762R9999
	23 x 1.5 - 4	7 x 25	32 x 132 x 31	1	ZK237G	2CPX063165R9999
	26 x 1.5 - 4	8 x 25	32 x 149 x 31	1	ZK268G	2CPX063166R9999
 ZK10P10	<b>Connecting bridge</b> for Quick-terminals				ZK10P10	2CPX062763R9999
 ZK15	<b>Adapter for ZK50B/ZK51B</b> By snapping the N Quick-terminal ZK50B/ZK51B into the adapter ZK15				ZK15	2CPX064984R9999
 ZK24	<b>Quick-carriers for ComfortLine</b> Usable width for Quick plug-in terminals 214 mm, 13 units			1	ZK24	2CPX052696R9999
 CZ14	Holder for Quick-carriers for ComfortLine Compact CU			1	CZ14	2CPX052695R9999
 ZK224	<b>N/PE Quick-terminal set for ComfortLine</b> Comprised of: Quick-carriers: CZ14, 13 units and Quick-terminals: ZK113B: N 3 x 25 + 11 x 4 mm <sup>2</sup> ZK82B: N 2 x 25 + 8 x 4 mm <sup>2</sup> ZK175G: PE 5 x 25 + 17 x 4 mm <sup>2</sup>			1	ZK224	2CPX052697R9999

## ComfortLine Compact CU

### Accessories - Lock replacement parts

Article		Pieces	Type	Order code
 CZT1 CZT2	<b>Standard closure<sup>*1</sup></b> Included in scope of delivery	1	CZT1	2CPX052413R9999
	<b>Safety lock<sup>*1</sup></b> With two keys	1	CZT2	2CPX052412R9999
 CZT23	<b>Espagnolette closure</b> In connection with standard closure CZT1 or safety lock CZT2			
	Building height 3 GU	1	CZT23	2CPX052423R9999
	Building height 4 GU	1	CZT24	2CPX052424R9999
	Building height 5 GU	1	CZT25	2CPX052425R9999
	Building height 6 GU	1	CZT26	2CPX052426R9999
	Building height 7 GU	1	CZT27	2CPX052427R9999
	Building height 8 GU	1	CZT28	2CPX052428R9999
 CZT23H	<b>Espagnolette closure</b> In connection with swivel, latch and restraint handles and actuating thorns			
	For 3 GU (Building height 00)	1	CZT23H	2CPX052416R9999
	For 4 GU (Building height 0)	1	CZT24H	2CPX052417R9999
	For 5 GU (Building height 1)	1	CZT25H	2CPX052418R9999
	For 6 GU (Building height 2)	1	CZT26H	2CPX052419R9999
	For 7 GU (Building height 3)	1	CZT27H	2CPX052420R9999
	For 8 GU (Building height 4)	1	CZT28H	2CPX052421R9999
 CZT60	<b>Installation set<sup>*1 *2</sup></b> For operating options in connection with TZ503 to TZ508	1	CZT60	2CPX052414R9999
 TZ507	<b>Latch plate<sup>*1 *2</sup></b> Double bit operating pin, 3 mm (standard lock) and 5 mm	1	TZ507	2CPX010491R9999
	For triangular and square operating pin, as well as for Daimler-Benz insert	1	TZ508	2CPX010492R9999
 ZH130 ZH132 ZH134 ZH137	<b>Operating pin</b> Double bit 3 mm	1	ZH130	2CPX060490R9999
	Double bit 5 mm	1	ZH131	2CPX060491R9999
	Triangle 7 mm	1	ZH132	2CPX060492R9999
	Triangle 8 mm	1	ZH133	2CPX060493R9999
	Square 6 mm	1	ZH134	2CPX060494R9999
	Square 7 mm	1	ZH135	2CPX060495R9999
	Square 8 mm	1	ZH136	2CPX060496R9999
Daimler-Benz insert	1	ZH137	2CPX060497R9999	

\*1 When installing CombiLine modules and distribution panels with 15 mm DIN rails, restrictions on lock and key operations must be taken into account, see page 38

\*2 Order CZT...H espagnolette closure separately

## ComfortLine Compact CU

### Accessories - Lock replacement parts











Article		Pieces	Type	Order code
 ZH157	<b>Operating keys</b>			
	Triangle 7 mm	1	ZH157	2CPX060657R9999
	Triangle 8 mm	1	ZH158	2CPX060658R9999
	Double bit 3 mm	1	ZH160	2CPX060660R9999
	Double bit 5 mm	1	ZH161	2CPX060661R9999
	Square 6 mm	1	ZH162	2CPX060662R9999
	Square 7 mm	1	ZH163	2CPX060663R9999
	Square 8 mm	1	ZH164	2CPX060664R9999
	Daimler-Benz insert	1	ZH165	2CPX060665R9999
 ZH91	<b>Universal key</b>	1	ZH91	2CPX066091R9999
	Double bit 3 and 5 mm			
	Triangle 8 mm			
	Square 6 und 8 mm			
 TZ503 TZ504	<b>Latch-handle with key plate<sup>*1 *2</sup></b> with lock	1	TZ503	2CPX010487R9999
	<b>Latch-handle with key plate<sup>*1 *2</sup></b> without lock	1	TZ504	2CPX010488R9999
 TZ505 TZ506	<b>T-handle with key plate<sup>*1 *2</sup></b> with lock	1	TZ505	2CPX010489R9999
	<b>T-handle with key plate<sup>*1 *2</sup></b> without lock	1	TZ506	2CPX010490R9999
 CZT7	<b>Swivel handle, sealable<sup>*1 *2</sup></b> for profile half cylinders, 40 mm (30/10)	1	CZT5	2CPX052488R9999
	<b>Swivel handle, sealable<sup>*1 *2</sup></b> With E0 12 closure	1	CZT6	2CPX052430R9999
	<b>Swivel handle, sealable<sup>*1 *2</sup></b> With Senatsschloss Berlin, simultaneous locking	1	CZT7	2CPX052431R9999
 ZH142	<b>Dummy insert</b> Instead of profile semi-cylinder, for ZH228 and TZ510 swivel handles	1	ZH142	2CPX060502R9999
 CZT10	<b>Door hinges (plastic)</b> 1 set consists of 1 x hinges top-left/top-right/bottom-left/bottom-right bottom-left/bottom-right	1	CZT10	2CPX052415R9999

\*1 When installing CombiLine modules and distribution panels with 15 mm DIN rails, restrictions on lock and key operations must be taken into account, see page 38

\*2 Order CZT...H espagnolette closure separately












## ComfortLine Compact CU

### General accessories

Article		Pieces	Type	Order code
 CZH4	<b>Hollow wall set for ComfortLine Compact CU</b> For retrofitting a ComfortLine CU flush mounted cabinet to a hollow wall cabinet Wall width min. 8 mm, max. 40 mm	1	CZH4	2CPX052692R9999
 CZL63	<b>Grounding kit for ComfortLine Compact CU</b> For upgrading to protection class 1	1	CZL63	2CPX052693R9999
 CZS10	<b>Cable entry slider</b> With pre-cut holes to break out the required cable entry holes	1	CZS10	2CPX052694R9999
 CZB113	<b>Vertical partition</b> between distribution panels, not arc-proof			
	Height 3 GU	1	CZB113	2CPX052450R9999
	Height 4 GU	1	CZB114	2CPX052451R9999
	Height 5 GU	1	CZB115	2CPX052452R9999
	Height 6 GU	1	CZB116	2CPX052453R9999
	Height 7 GU	1	CZB117	2CPX052454R9999
 CZBH1	Height 8 GU	1	CZB118	2CPX052455R9999
	<b>Vertical partition</b> 1 field width, with 150 mm connection parts for potential-free connection of EDF profile rails when using media combi panels	1	CZBH1	2CPX052699R9999
 ZK300	<b>N/PE-busbar system</b> Cu 12 x 5 mm, max. connection 95 mm <sup>2</sup>			
	1 field width	1	ZK300	2CPX038551R9999
 ZX518	2 field width	1	ZK301	2CPX038552R9999
	<b>N/PE-busbar holder</b> for copper rails 12 x 5 mm, 20 x 5 mm, 30 x 5 mm	1	ZX518	2CPX067805R9999
		10	ZX518P10	2CPX062551R9999
 ZA6      ZA61P10	<b>DIN A4 plastic plan pocket</b> Self-adhesive with transparent case and back support	1	ZA6	2CPX038227R9999
		10	ZA6P10	2CPX062380R9999
	<b>DIN A4 plastic plan pocket</b> Self-adhesive with transparent case	10	ZA61P10	2CPX062375R9999
 ZA5	<b>DIN A4 plastic plan pocket</b> Self-adhesive	1	ZA13	2CPX038233R9999
		10	ZA13P10	2CPX062381R9999
	<b>DIN A5 plastic plan pocket</b> Self-adhesive	1	ZA5	2CPX038228R9999
		10	ZA5P10	2CPX062382R9999
 ZBC1	<b>Labeling system</b> Self-adhesive for ComfortLine Compact CU			
	up to 144 Space units	1	ZBC1	2CPX052690R9999
	up to 288 Space units	1	ZBC2	2CPX052691R9999

## ComfortLine Compact CU

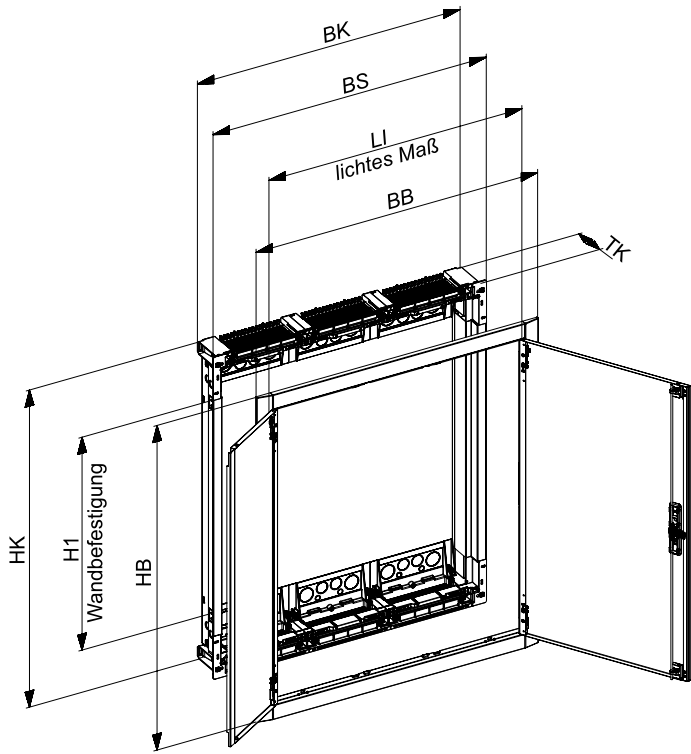
### General accessories

Article		Pieces	Type	Order code
 ZX371	<b>DIN rail for terminal blocks 35 x 7.5 mm</b> For mounting between the EDF mounting frame For lowered mounting in combination with ZK104P2 insulator			
	1 panel width	1	ZX371	2CPX068076R9999
	2 panel width	1	ZX389	2CPX068190R9999
 ED51	<b>DIN rail for terminal blocks 35 x 15 mm*</b> For mounting between the EDF mounting frame For lowered mounting in combination with ZK104P2 insulator			
	1 panel width	1	ED51	2CPX039251R9999
	2 panel width	1	ED52	2CPX039252R9999
 ZX21	<b>DIN rail 35 x 7.5 mm</b> for mounting on the EDF mounting frame			
	1 panel width	1	ZX21	2CPX039021R9999
	2 panel width	1	ZX22	2CPX039022R9999
 ED1	<b>DIN rail 35 x 15 mm*</b> for mounting on the EDF mounting frame			
	1 panel width	1	ED1	2CPX039381R9999
	2 panel width	1	ED2	2CPX039382R9999
 ZK90P2	<b>Insulator for DIN rails</b> for mounting between the EDF mounting frame 35 x 7.5 and 35 x 15 mm, incl. mounting material	2	ZK90P2	2CPX062426R9999
		100	ZK90P100	2CPX068613R9999
 ZK104P2	<b>Insulator</b> for mounting between the EDF mounting frame 35 x 7.5 and 35 x 15 mm, incl. mounting material	2	ZK104P2	2CPX054476R9999
		100	ZK104P100	2CPX054477R9999
 ZB32P20	<b>Fastening screws for DIN rails</b>			
	Slotted/hexalobular socket pan head thread rolling screw T25	20	ZB32P20	2CPX062651R9999
	Slotted/hexalobular socket pan head thread rolling screw T25	500	ZB32P500	2CPX062652R9999
 ED137P4	<b>Cover holder 45 mm high</b> for mounting (inserting, turning) on EDF profile rails, as well as for latching a bulkhead on, with 35 x 7.5 mm top-hat rails, only this cover bracket must be use	4	ED137P4	2CPX062600R9999
		40	ED137P40	2CPX062601R9999
 ED138P4	<b>Cover holder 52.5 mm high</b> for mounting (inserting, turning) on EDF and WR profile rails, as well as for latching a partition wall on, with 35 x 15 mm top-hat rails, only this cover bracket must be used	4	ED138P4	2CPX062630R9999
		40	ED138P40	2CPX062603R9999
 ED138P4	<b>90° press-and-turn lock</b> for fastening steel sheet or aluminium plates on cover mounts	12	ED50P12	2CPX062337R9999
 ZA1P5	<b>Slot cover</b> Color RAL 7035, 12 separation units for 12 space units each, breakable	5	ZA1P5	2CPX062384R9999
		50	ZA1P50	2CPX062378R9999

\* When installing CombiLine modules and distribution panels with 15 mm DIN rails, restrictions on lock and key operations must be taken into account., see page 38

# ComfortLine Compact CU

Cabinet and blend frame dimensions, Instructions for 15 mm DIN rails



Type	HK	BK	TK	HB	BB	BS	H1
CU14	692	307	110	715	365	340	366
CU15	842	307	110	865	365	340	516
CU16	992	307	110	1015	365	340	666
CU17	1142	307	110	1165	365	340	816
CU18	1292	307	110	1315	365	340	966
CU23	542	557	110	565	615	590	216
CU24	692	557	110	715	615	590	366
CU25	842	557	110	865	615	590	516
CU26	992	557	110	1050	615	590	666
CU27	1142	557	110	1165	615	590	816
CU28	1292	557	110	1315	615	590	966
CU34	692	807	110	715	865	840	366
CU35	842	807	110	865	865	840	516
CU36	992	807	110	1015	865	840	666
CU37	1142	807	110	1165	865	840	816
CU45	842	1047	110	865	1115	1090	516
CU46	992	1047	110	1015	1115	1090	666

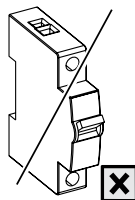
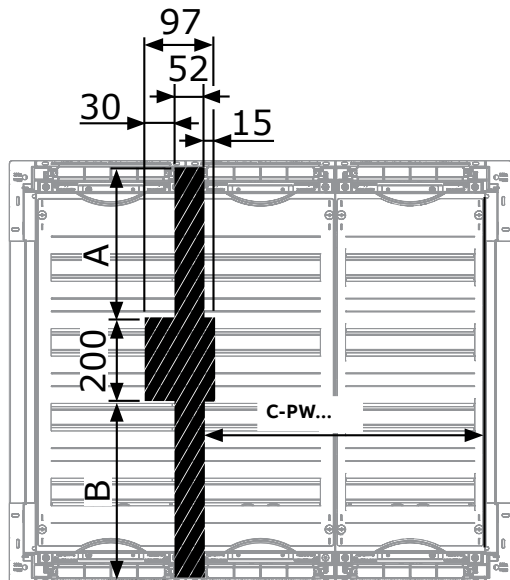
**Important information for installation with 15 mm DIN rails!**

**For hollow wall mounting:** When installing CombiLine modules with 15 mm DIN rails in ComfortLine CU empty cabinets, it is to be noted that **no devices can be placed in the lock and lock rails area.**

**For flush mounting:** When installing CombiLine modules with 15 mm DIN rails in ComfortLine CU empty cabinets, it is to be noted that **no devices can be placed in the lock and lock rails area.**

**In order to be able to place all built-in devices, the masonry box must be installed 10 mm lower.**

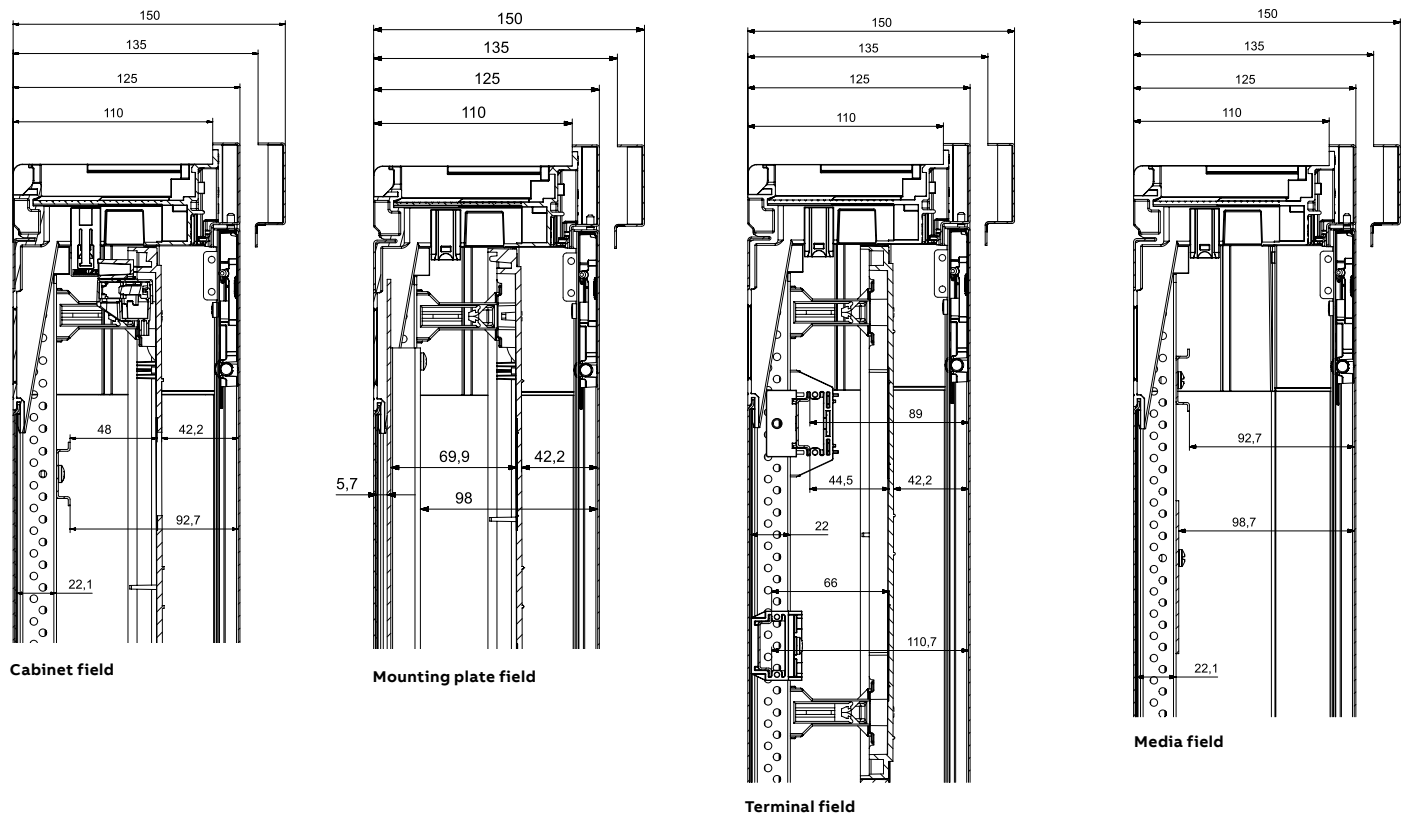
When installing with 7.5 mm DIN rails, there are no restrictions in the lock and lock hardware area!



Type	A	B	C-PW1	C-PW2	C-PW3	C-PW4
CU14	223	198	179	-	-	-
CU15	298	273	179	-	-	-
CU16	373	348	179	-	-	-
CU17	448	423	179	-	-	-
CU18	523	498	179	-	-	-
CU23	148	123	-	429	-	-
CU24	223	198	-	429	-	-
CU25	298	273	-	429	-	-
CU26	373	348	-	429	-	-
CU27	448	423	-	429	-	-
CU28	523	498	-	429	-	-
CU34	223	198	-	-	429	-
CU35	298	273	-	-	429	-
CU36	373	348	-	-	429	-
CU37	448	423	-	-	429	-
CU45	298	273	-	-	-	429
CU46	373	348	-	-	-	429

## ComfortLine Compact CU

Sectional views with dimensions, weights, and power losses



Type	Weight in kg	Dissipated Power in Watts at Overtemperature $\Delta t_{1,0} 20K$
CU14	8,0	22,1
CU15	9,5	26,5
CU16	11,0	30,9
CU17	13,0	35,5
CU18	14,0	39,9
CU23	9,5	35,1
CU24	12,0	36,8
CU25	14,0	43,5
CU26	16,0	50,2
CU27	18,0	56,9
CU28	19,5	63,6
CU34	16,0	52,7
CU35	19,0	61,7
CU36	22,5	70,5
CU37	24,5	82,1
CU45	23,0	56,2
CU46	27,0	63,9
CU14B	6,5	22,1
CU15B	7,5	26,5
CU16B	8,5	30,9
CU17B	10,0	35,5
CU18B	10,5	39,9
CU23B	7,5	35,1
CU24B	9,0	36,8
CU25B	10,5	43,5
CU26B	12,0	50,2
CU27B	13,5	56,9
CU28B	14,0	63,6
CU34B	11,5	52,7
CU35B	13,5	61,7

Type	Weight in kg	Dissipated Power in Watts at Overtemperature $\Delta t_{1,0} 20K$
CU36B	16,0	70,5
CU37B	17,0	82,1
CU45B	16,5	56,2
CU46B	18,5	63,9
CU25K	18,0	43,5
CU26K	21,5	50,2
CU27K	23,5	56,9
CU35K	25,5	61,7
CU36K	30,5	70,5
CU37K	33,0	82,1
CU46K	37,5	63,9
CU24R	15,0	36,8
CU25R	18,0	43,5
CU26R	20,5	50,2
CU27R	23,5	56,9
CU28R	26,0	63,6
CU36R	30,0	70,5
CU37R	33,0	82,1
CU14V	10,0	22,1
CU15V	11,5	26,5
CU16V	13,5	30,9
CU17V	16,0	35,5
CU18V	17,5	39,9
CU23V	12,0	35,1
CU24V	15,0	36,8
CU25V	18,0	43,5
CU26V	20,5	50,2
CU27V	23,5	56,9
CU28V	26,0	63,6
CU34V	21,0	52,7

Type	Weight in kg	Dissipated Power in Watts at Overtemperature $\Delta t_{1,0} 20K$
CU35V	25,0	61,7
CU36V	30,0	70,5
CU37V	33,0	82,1
CU45V	31,5	56,2
CU24VD	15,0	36,8
CU25VD	18,0	43,5
CU26VD	20,5	50,2
CU24VM	15,5	41,7
CU25VM	18,5	50,0
CU26VM	21,5	58,6
CU27VM	24,5	67,0
CU34VM	21,0	56,2
CU35VM	25,0	66,8
CU36VM	30,0	77,7
CU24VML	15,5	41,7
CU25VML	18,5	50,0
CU26VML	21,5	58,6
CU27VML	24,5	67,0
CU34VML	21,0	56,2
CU35VML	25,0	66,8
CU36VML	29,5	77,7
CU24VMW	24,5	41,7
CU25VMW	17,5	50,0
CU26VMW	20,0	58,6
CU27VMW	23,0	67,0
CU34VMW	20,0	56,2
CU35VMW	24,0	66,8
CU36VMW	28,5	77,7
CU24VP	19,0	36,8
CU35VP	29,5	61,7



---

**ABB Group**

Electrification Business Area  
Smart Buildings Division  
[abb.com/lowvoltage](http://abb.com/lowvoltage)