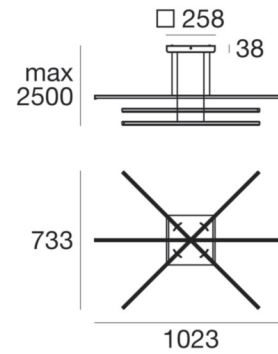



Straight_P3



Pendant Luminaires | 220-240 V | topLED 34 W 1050 mA | CRI 90
8202



Technical data	
Installation position	Ceiling
Installation environment	Indoor
Light Source	LED
Optics	General Lighting
Light emission direction	downward
Power	34 W
Luminous flux (source)	4557 lm
Frequency	60 - 50 Hz
CCT / Tonalità	2700 K
Colour rendering index	90 Ra
Safety class	1
IP	IP20
Glow wire test	850°
Direct mounting on normally flammable surfaces	Yes
CE	Yes
ETL	No
Driver included	Yes
Induzione	No
Emergency mode	No
Motion sensor	No
Directional	No
Tilting	No
Walk-over	No
Drive-over	No
Cable included	No
Resin potting	No
Net weight	0.943 Kg

Finishing casing

Material	Aluminium
Colour	embossed white RAL 9003
Processing	Coating

Finishing diffuser

Material	PC
Colour	opaline

Finishing mounting frame

Material	Iron
Colour	embossed white RAL 9003
Processing	Coating



Pendant Luminaires | 220-240 V | topLED 34 W 1050 mA | CRI 90
8202

Double emission pendant luminaires for indoor application. The warm white LED light source with a general lighting light distribution is composed of 100 topLED LEDs with CCT of 2700 K and a CRI 90; the source luminous flux is 4557 lm, with a 134.0 lm/W nominal luminous efficacy and an operating lifetime (L80) of 80000 hours.

The device body is made of aluminium and features a embossed white ral 9003 finish, processed by means of coating; the diffuser is made of PC; the mounting frame is made of iron, with a embossed white ral 9003 finish, processed by means of coating. The ingress protection degree is IP20; the total weight is of 0.943 kg. The power supply driver is included in the delivery.

The total absorbed power is 34 W.

The device features protection class I and can be ceiling-mounted.

Illuminotechnical Features

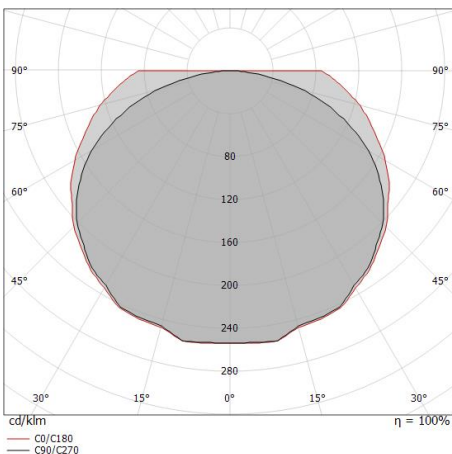
Light Output Ratio (LOR)	34 %
Luminous flux (source)	4557 lm
Luminaire luminous flux	1571 lm
Consumption	34 W
Luminaire efficacy	46 lm/W
Colour temperature	2700 K
Standard Deviation of Colour Matching	3 Step MacAdam
Colour rendering index	90 Ra
Life / Failure ratio	L80C0B20

UGR

X=4H Y=8H	S=0.25H
Reflection factor	70/50/20
UGR transversal	< 19
UGR axial	< 22

OPTICAL

Light distribution simmetry	Asymmetrical
Optica C0/C180	148°
Optica C90/C270	129°



Distance [m]	Cone diameter [m]	illuminance [lx]	E(0°)	E(C90)	E(C0)
0.5	2.09 3.51	1593 65 17	64.4°	74.1°	
1.0	4.17 7.02	398 16 4	64.4°	74.1°	
1.5	6.26 10.53	177 7 2	64.4°	74.1°	
2.0	8.35 14.04	100 4 1	64.4°	74.1°	
2.5	10.44 17.55	64 3 1	64.4°	74.1°	
3.0	12.52 21.06	44 2 0	64.4°	74.1°	

— C0/C180 (Half-peak divergence: 148.2°)
 — C90/C270 (Half-peak divergence: 128.8°)